

Welcome to York Road Nursery School, Pre-school & Yorkies Daycare

Supporting Smooth Transitions *for you and your child*

Vision & Mission Statements



Vision Statement

Our vision is to create a school community where our children are our focus, inclusive of all children who are encouraged to participate; succeed and achieve; and be proud of themselves. It is our goal to empower them with a mindful attitude to others and themselves, as well as giving them the tools and knowledge to promote British values.

Mission statement

“Holding Hands Nurturing minds “

It is our belief that all our children should be happy and successful gaining:

Respectfulness, Responsibility, Resilience, Independence, Kindness, Aspirations, Mindfulness, Appreciation of Diversity, Inspiration, Creativity, Motivation, Empowerment, a Caring and Inclusive Attitude, Confidence, an Engaged and Grateful Mindset.

These values help us understand how we can make a positive contribution to our school and its wider community.

Aims



To give you an overview of
Early Years Foundation Stage (EYFS)
and what your child will be learning



To provide ideas we can effectively work together
and how you can best support your child at home



To help you understand what to
expect from us



Meet the Nursery team



Head Teacher	Diane Frainer	
Chair of Governors	To be appointed	
Key Teachers	Ruth Cotterill	Melissa Jeeves
Early years Practitioners	Jane Maddern	Diane Szanto
	Sarah Metson	Laura Body
	Louise Dunkley	Pooja Unalkat
Support Staff Leader	Afia Begum	
Teaching Assistants	Sahara Islam	Becca Stevens
	Ruby Singh	Jessica Cox
	Pooja Unalkat	Joanne Brown
	Maria Wilding	Lyn Prowse
	Jo Pike	
	Emily Jarvis	
	Eezah Iqbal	Millie Brewster
Forest School Lead	Debbie McAllister	
Office Managers	Permjinder Lidder & Lesley Mitchell	
Transitions & Tapestry Co-Ordinator	Shirley Parker	
Premises Co-Ordinator	Emily Jarvis	
Caretaker	Edward Selby	

Meet Yorkies Daycare & Pre-School team



Yorkies Daycare	
Manager	Diane Frainer
Head of Admissions & Finance	Lesley Mitchell
Senior Practitioner	Charlotte Armstrong
Practitioners	Lisa Fox
	Beatrice Giacomini
	Sara Day
Key Worker	Millie Brewster
Support Staff	Courtney Day, Lyn Prowse, Sarah Metson
Holiday Club	Chloe Mitchell
Premises Co-Ordinator/Admin	Emily Jarvis

York Road Pre-school	
Pre-School Leader & Keyworker	Pippa Yarwood
Pre-School Assistant & Keyworker	Michelle Wright
Pre-School Assistant	Jo Brown
Pre-School Admin	Lesley Mitchell

Why is transition so important for your child?



Transition: A process not an event



Each child is different, and some may take a little longer to settle

Our transition processes are based on the best interests and needs of your child



We will work with you to help your child to settle and be confident in their new surroundings



Getting to know you and your child



We will do this by:



- 'Getting To Know You' information we ask you to complete on a form about your child
- Settling-In sessions (to be advised)
- Information gathered from you and the previous setting
- Transition for each child carefully planned with you and the Key Teacher
- Opportunities to ask questions and share concerns

Your child



Ready
Child

1. Tell us what your child enjoys doing by writing it on the 'Getting To Know You' form
2. Think about what you want for your child when they start school and write it on a post-it (make sure you include their name and hand to a member of staff)



What will my child be learning?



Ready
Child

Prime Areas of Learning	Specific Areas of Learning
Personal, Social and Emotional	Literacy (Reading & Writing)
Communication and Language	Mathematics
Physical Development	Understanding the World
	Expressive Arts and Design

How does my child learn?

Characteristics of Effective Learning



Ready
Child

Characteristics of Effective Learning

Playing and exploring – engagement

Finding out and exploring
Playing with what they know
Being willing to 'have a go'

Active learning – motivation

Being involved and concentrating
Keeping trying
Enjoying achieving what they set out to do

Creating and thinking critically – thinking

Having their own ideas
Making links
Choosing ways to do things



Daily nursery routine (am)



9.00	Arrive at Nursery Self Registration Soft Start (playing in your home base and time to talk with your friends and Teachers) Wash Hands / Snack Helper Jobs
10.10	Fizzy Five – (movement)
10.15	Exploring Time Continuous provision supporting children's own learning opportunities through exploring and investigating, supported by experienced practitioners
11.20	Tidy Up Time Story and/or Phonics, Singing, Rhyme, Mindfulness (back in groups with Key Teacher)
11.45	Singing (and Transition for children staying for Yorkies or Rainbows 30 Hours who head to lunch area for Fizzy Five)
12.00	Morning children picked up

Note: Timings may vary slightly

Nursery Core Songs & Rhymes



Songs to be sung with children in the first few weeks to help with transition into Nursery

Traditional	The Grand Old Duke of York
New	(Children's voice) Popular song from the 'Getting to Know You sheet', to be decided in September 2022
Physical	Head Shoulders Knees and Toes
Number	5 Little Men in a Flying Saucer
Emotions	If You're Happy and you Know it
Poem	Owl and the Pussy Cat
Cultural	Frere Jacques/ Brother John

'5 before '5



- York Road Nursery curriculum intent - what we would like each child to be able to achieve between starting here (pre-school or nursery) and by the time they leave.

I can eat what I have grown

I can create a den with a friend

I can share a greeting

I can send a friend a message

I am learning to keep a healthy mind and body

Yorkies Daycare



Yorkies provides wraparound care for York Road Nursery with a welcoming atmosphere where your child can learn through play activities which are fun, engaging and stimulating.

It is a non-profit making organisation, managed by a voluntary committee comprising of York Road Nursery School Parents, the Head Teacher and Deputy Manager.

Children do not have to attend York Road Nursery to access our holiday club facilities. The activities available are for all children aged 3 to 7 years and 11 months.

Yorkies routine



11.45	Fizzy Five (movement and music) Wash hands
12.00	Lunch with Key Workers and support staff
12.30	Exploring Time
1.00	Planning in the moment/Exploring Time (Pick-up time for 30 Hours FRIDAY ONLY)
2.40	Tidy up time
2.50	Phonics/Story
3.05	Snack Time
3.30	Home time for 30 Hour children in Yorkies. Exploring Time for those staying for tea
4.05	Tidy up and wash hands
4.15	Protected Teatime (4.15 to 5.00)
5.00	Parents can pick-up. Exploring Time
6.00 / 6.30	Yorkies Closes (4.00 on FRIDAYS)

Rainbows routine (Mon-Thur)

(Rainbows is the additional 15 Hours Free Provision for those who are eligible)



11.45	Wash hands / Lunch time Register, Story and/or Outside games
12.45	Exploring Time – with some adult led experiences (continuous provision supporting children's own learning opportunities though exploring and investigating, supported by experienced practitioners).
2.30	Tidy up, Wash hands, Snack then Story, Mindfulness, Phonics, Singing
3.30	Home Children picked up from Rainbows
IMPORTANT: On Friday's children at Rainbows are to be picked up from Nursery at 1.00pm	

Pre-School



- Situated in the grounds of York Road Nursery the Pre-School have use of the nursery school's wide range of resources.
- The team is dedicated in helping to make children's pre-school experience a very special time, creating happy memories.
- **The 2-year progress check** provides an early identification of the developmental needs for two to three-year-old children. The check identifies aspects connected to the prime areas of learning that may give cause for concern or where children are making more than the expected rate of progress.

Pre-School routine



12.30	Arrive at Preschool Soft start activities available
1.00	Group splits (older children go to Squirrels Room)
1.10	Snack time in both rooms
1.20 ish	Outside play
2.00	Nappy changes in both rooms
2.30	Children return from Squirrels Room
3.00	Tidy up
3.10	Singing, Instruments, Story, Mindfulness or Yoga
3.25	Going home song
3.30	Home time

Note: Timings may vary slightly

Pre-School Core Songs & Rhymes




Songs to be sung with children in the first few weeks to help with transition into Pre-School

Traditional	Twinkle Twinkle Little Star
New	Twinkle Twinkle Chocolate Bar
Action	The Wheels on the Bus
Physical	Row Row Row your Boat
Number	5 Little Ducks
Emotions	If You're Happy and You Know It
Poem	Roly Poly Up
Cultural	Mango Tree

How will my child learn?



Ready
Child



How can I support my child to have a smooth start to school?



Ready
Families

I am starting school, ways to help support me to be confident, curious and ready to learn.

1. Being independent
2. Feeling good
3. Loving learning
4. Making my voice heard
5. Doing my best

How can I support my child at home?



Ready
Families



**Communicate and talk with
your child**



**Enjoy physical activities
together**



Have fun with maths



**Help them to be good readers
and writers**



**Support your child to do
things by themselves**



**Encourage your child to talk
and play with others**

We support learning at home in a variety of different ways



Ready
Families

Look out for:

- Parent consultations meetings
- Home learning suggestions (that may include joint child and parent/carers mini projects)
- Parent/carers workshops (for example, Messy Play, Maths & Literacy)
- Information in newsletters, on the school website and on Tapestry
- Information on displays around school
- Home learning resources provided for some children

Supporting individual needs



Our SENCO is



Diane Frainer

SEND



Diane Frainer, our Head Teacher is the SENCO

- Melissa Jeeves is the Deputy SENCO and supports Diane with SEND provision
- Charlotte Armstrong is the Yorkies SENCO and works closely with Diane and Melissa to ensure all children with SEND are fully supported

SENSORY TRAILS - take place Mon/Tue/Wed 8.40 to 9.00 and 12.10 to 12.30 for identified children with any co-ordination or motor difficulties or those who are clumsy or have sensory needs.

SPEECH LANGUAGE & COMMUNICATION – we carry out a simple screening process called WellComm where an adult will assess your child if either you or the Nursery feel there is a concern.

REFERRALS – we may talk to you if we feel your child would benefit with additional support from one or more of the outside agencies we work with such as Speech & Language, Early Years SEND Advisory Team or Barnardo's Family Centre.

Keeping children safe is everyone's responsibility – absences & attendance



York Road Nursery School is a maintained school and we therefore have to follow Ofsted regulations regarding attendance.

What does this mean for you and your child?

- Your child will be expected to attend York Road Nursery every day.
- If your child is unwell you are expected to telephone the school office (01462 459127) before 9.00am or 12.15pm for afternoon children (you can leave a message on the answer phone but please do not email as these may not be looked at until later in the day).
- You are expected to call every day of your child's absence to inform us.
- Please expect a telephone call from one of the staff if you have not informed us of their absence as we have a safeguarding duty of care towards your child.
- You are expected to arrive at Nursery on time as lateness impacts on your child's learning.

Safeguarding



You will be expected to provide a password for **all** the provisions you access at York Road (Nursery, Yorkies Daycare and Pre-School), if the designated person who usually collects your child will not be collecting them.

How do I do this!

- Communicate with your child's Key Teacher at drop off, or a Yorkies member of staff if you are dropping your child at Breakfast Club.
- Or
- Telephone the school office or Yorkies if your child is being collected by a different person from Yorkies Daycare.

Please bear in mind this password is only valid on the day.

A description of the person collecting is always very helpful and we can tell your child in advance to reduce any anxiety. You can also put photos of anyone likely to collect your child in their 'My Book' which is kept in their home base.

You will be given a 'Collecting Children Procedure' form to complete when your child starts nursery.

WE DO NOT ALLOW any adults into the children's toilet and handwashing area apart from members of York Road Nursery School/Yorkies Daycare/Pre-School. If your child needs help, please speak to a member of staff. THIS IS TO KEEP YOUR CHILD SAFE!

WE DO NOT ALLOW the use of mobile phones in the Nursery or within the grounds when you are dropping off or picking up your child. THIS IS TO KEEP YOUR CHILD SAFE!

Medical Needs & Allergies



- **Health Plans** – your child may need a Health Plan if they have a severe allergy. Please email head@yorkroad.herts.sch.uk to discuss and arrange a meeting.
- All allergy information is shared with ALL STAFF and if your child attends Yorkies Daycare this is taken into account when planning menus.
- All Yorkies staff who cook have a Level 2 Food Hygiene Certificate and Yorkies has a 5 Star Rating in Food Hygiene from the Food Standards Agency.
- **Milk allergies** – we provide cows milk for your child to drink at Nursery. If you child has an allergy to milk you can bring in a suitable milk alternative only if you have a written letter from your GP or Health Visitor, otherwise water will be provided.
- **Nut allergies** – due the severe problems some children and adults can experience you are asked **not to give your child anything for lunch which has nuts in**, eg peanut butter, cereal bars with nuts, peanuts, Nutella type chocolate spread.
- You will be advised of any other allergies which will affect what you child can have for snack/lunch as soon as we know.

Keeping children safe is everyone's responsibility



Ready
Families

You...



Healthy School



Information about packed lunches

In line with the policy for healthy eating which is undertaken by Hertfordshire Catering for school meals and the Government's focus we want to ensure that children are given a balanced diet. We ask your help in this by you looking at portion control, we often provide far too much in the contents of packed lunches.

- Packed lunches should be brought to school **in a named container**
- No drink is needed as all children will **drink from their water bottles**
- All rubbish will be put into containers so you can manage portion control
- **No sweets or chocolates of any kind** are to be included in a lunch – if they are inadvertently included a member of staff will remove them and give them to you at the end of the session
- Due to the severe problems some children and adults experience with nut allergies you are asked **not to bring anything in a packed lunch which has nuts in**, eg peanut butter, cereal bars with nuts, peanuts, Nutella type chocolate spread
- We will notify you of any other allergies as soon as we can

Snack

Please bring in a small piece of fruit or vegetable each day for your child to eat as a snack

Water

Please provide your child with a child appropriate water bottle (**NO SCREW TOP CAPS PLEASE**). It is your responsibility to ensure your child has their water bottle in Nursery every day with fresh water in. If you inadvertently put another drink in the water bottle a member of staff will empty it out and refill it with water.

Birthdays

As we strive to be a healthy school, we ask for your help in this by not bringing in cakes or sweets when it is your child's birthday. Please feel free to bring in some special fruit or vegetables to share instead. We celebrate birthdays by singing the 'Happy Birthday' song and lighting candles on a pretend cake for your child to blow out.

Forest School, Mindfulness



- We run '**Forest School Sessions**' each week and, this is where your child will experience regular trips to the woodland that we use at the secondary school 'Hitchin Boys School'. This helps develop problem solving through experiences such as den building, mark making using natural materials, creating art with natural resources, learning how to work together and to take risks safely.
- You will be provided with information as to when your child will be attending. Wellies, long trousers/leggings and waterproofs are required as well as hats and gloves in the cold weather. Layers of clothing keep your child warmer rather than one thick jumper. Wellies, long trousers/leggings, hats and sun cream are required in the summer.
- We regularly practice **Mindfulness** exercises to help your child get in better touch with their thoughts and feelings. With increased awareness of how they're feeling in the moment, comes less emotional reactivity and a greater ability to listen and communicate more thoughtfully and effectively. This is implemented with the children through Yoga, Pilates, Emotion Dolls, Worry Monsters, Mindful Walking, Forest School experiences, Sensory Room, Mindful Breathing, to name but a few. Staff have received Mindfulness training to enable them to teach this.

Resilience Reaps Rewards



- **Resilience Reaps Rewards** – Staff have been trained and learnt a wide range of strategies to enable children to have more energy and focus through music. These strategies support staff in their daily teaching and learning, developing skills to become more resilient, problem solving, team games, learning ‘gratitudes’ among many more. This creates fun, focussed learning, energy, a wholly positive attitude and good mental health and well-being.

Ebony, Dude and the Nursery Pets



Ebony and Dude are our emotional support dogs and we also have Giant African Land Snails, Fish and Stick Insects

Important: Other dogs are not insured for our premises so please do not bring your own dog onto school grounds. Thank you.



Donations, Fundraising



Donations

£10 half termly is greatly appreciated as a voluntary school fund which exists for the benefit of the children of the school.

Friends of York Road (FoYR)

Look out for information on how to join our fundraising group.

Fundraising

Nursery supports fundraising during the year for various good causes in both Nursery and the wider community.

In previous years we have used this money to purchase up-to-date technology to enrich the educational experience we provide for the children.

(More details to follow)

Assessment & Progress



The purpose of assessment for learning

- To personalise the curriculum to meet the children's needs and interests
- To ensure progression
- To make children independent learners
- To build confidence and self esteem
- To empower the children and give them autonomy over and ownership of their learning
- To encourage risk taking, exploration, investigation and enquiry
- To help children to reflect on what they have learnt
- To create a secure and safe environment where there is no fear of failure and children are resilient and persevere

Pupil Progress Meetings

Three times a year with the Head Teacher and Key Teacher to monitor the progress of your child. For children who attend Yorkies Daycare a Yorkies member of staff will also join in with Pupil Progress Meeting

Tapestry



Tapestry

Secure online **Learning Journal** to record photos, observations and comments, to build up a record of your child's experiences during their time with us at York Road Nursery School

Tapestry Consent Forms along with a User Agreement will be sent out to you electronically to complete and return.

Important: If more than one person from your family wishes to sign up, a different email address will be required for each user.

Do's for Nursery



Ready
Families

- Do remember to bring in a pair of **NAMED WELLY BOOTS** that can be kept in Nursery all year
- Do bring your child's belongings in a **small named rucksack** each day (no plastic or draw string bags - for safety reasons)
- Do speak to your child's Teacher first for any queries or questions in the first instance
- Do dress your child in **clothes that encourage them to be independent** (elasticated waists are easier when going to the toilet, please put your child in shoes with Velcro fastenings and name coats as there are 130 children at Nursery)
- Do dress your child in clothes that they are allowed to get mud/paint/glue etc on during the process of learning and having fun
- Do tell your child's Teacher if your child is in pull-ups or if they are in the process of being toilet trained so we can support them (pull-ups are not provided)
- Do put your child in **suitable clothing and footwear** for the time of year (**no flip-flops or Crocs - for safety reasons**). Send your child into Nursery wearing a named hat and with sun cream already on them in the summer.
- **Do be aware if your child is a summer born child you may wish to consider he/she returns to Nursery for a second year, please speak to the school office.**

How we communicate with you



Communication is so important. It plays a huge role in ensuring that we are regularly sharing information with each other to best support your child.

We do this by...

- Daily chats at drop off and pick up time
- Parent consultation meetings
- Tapestry (on line learning journal)
- Newsletters
- School Gateway, parent engagement software to stay up to date with what's going on. Search School Gateway in the App store for Apple or Android users.
- Notices around the school
- York Road Nursery and Yorkies Daycare website
- Email (admin@yorkroad.herts.sch.uk) for general enquiries
- School Website: <https://yorkroad.herts.sch.uk/>

You can contact us on these email addresses



- admin@yorkroad.herts.sch.uk for general enquiries
- barn-owls@yorkroad.herts.sch.uk for Barn Owls Class
- foxes@yorkroad.herts.sch.uk for Foxes Class
- hedgehogs@yorkroad.herts.sch.uk for Hedgehogs Class
- ladybirds@yorkroad.herts.sch.uk for Ladybirds Class
- rabbits@yorkroad.herts.sch.uk for Rabbits Class
- robins@yorkroad.herts.sch.uk for Robins Class
- Squirrels@yorkroad.herts.sch.uk for Squirrels Class
- preschool@yorkroad.herts.sch.uk for Pre-School Class

Settling In Weeks for Nursery School



Details of settling in sessions for Nursery, Pre-School and Yorkies to be sent out via email or School Comms.

Starting Nursery

**PLEASE BE MINDFUL THAT WE CANNOT EVER GUARANTEE SOCIAL DISTANCING
BETWEEN CHILDREN AND BETWEEN STAFF AND CHILDREN.**



When you have your visit day, you will meet your child's Teacher and they will tell you which group your child is in and what entrance you will need to line up at each morning or afternoon.

We are still planning for socially distanced queuing on our yellow lines outside and to use two entrances for the time being.

If your child is booked into Yorkies breakfast or for wrap around care at the end of the day, then you always need to come to the main school door.

- Mondays - Thursdays 9.00-3.30 and Fridays 9.00-1.00 (including lunch)
- The option for pick up will be at 12pm or 3.30pm Monday - Thursday.

Details of all pick up places will be given to you on your visit day.

Question Time



No question is a silly question...

If you have anything you would like to ask please feel free to do so. Prior to your child starting Nursery you can email admin [@yorkroad.herts.sch.uk](mailto:admin@yorkroad.herts.sch.uk) or ring the office on 01462 459127 Once your child has started Nursery you can email their Key Teacher using the Class email, see page 'You can contact us on these emails'.

If you have any questions personal to your family you will also have an opportunity to ask these when you meet your child's Key Teacher or at a specially arranged meeting.

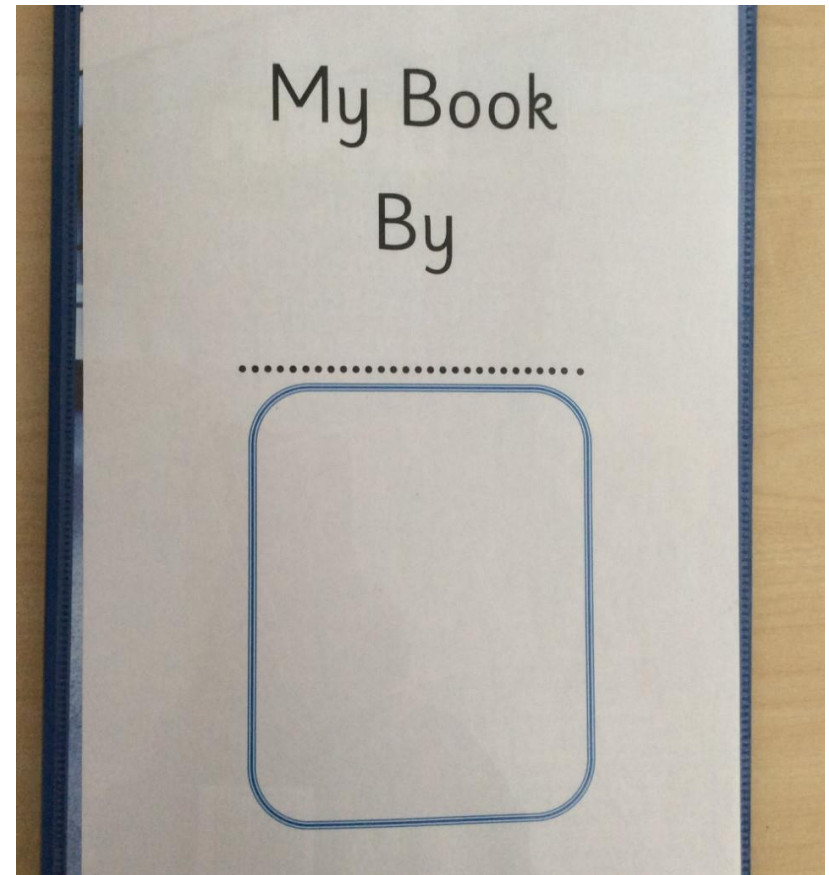
Before you go...



'My Book'

This is a book kept at nursery for your child to share with their friends and Key Teacher. We will ask you to complete a 'Getting To Know You Form' to keep in the front of the book and for you to bring in photos of people important to your child (together with the person(s) name, place, event), and you can even include your pets if you wish. You will be provided with paper to stick your photos onto. There will be spare pockets for your child to put in their pictures or paintings they have created.

Books and further details to be given out during visits.



We look forward to welcoming you and your child to York Road Nursery School



Please Note: Information in this book may be subject to change.